

4

3

2

1

NOTES:

1. FABRICATE ITEM A IN PAIRS. DRILL HOLES FOR SCREWS 3 PLACES. HOLES MUST BE TIGHT FIT FOR SCREWS.
2. FASTEN ITEM F TO ITEMS D & K TO H. GLUE AND USE 2 BRADS TO SECURE ITEMS.
3. FASTEN ITEM C TO B IN POSITION SHOWN.
4. FASTEN ITEM A TO B WITH GLUE & BRADS. CAREFULLY ALIGN SCREW HOLES FOR UNIT TO WORK PROPERLY.
5. DRILL PILOT HOLES FOR SCREWS IN ITEMS D, G & I.
6. GLUE ITEM H IN G. MAKE SURE ITEM IS SQUARE.
7. PLACE ITEM L IN POSITION SHOWN ON ITEM H & D.
8. ASSEMBLE PARTS AS SHOWN AND ADD ITEM M AS REQUIRED.

REVISIONS				
ZONE	REV	DESCRIPTION	DATE	APPROVED

COPYRIGHT © 2001 RCRV and GWAEA

M	AR	RUBBER BANDS	LAUNCHERS
L	2	SMALL HOOK	HOOK
K	1	MILK JUG LID	LID
J	6	#4 X 1/2	SCREW
I	1	1/2 DIA X 1 1/8	DOWEL
H	1	3/4 X 4	1/4 THK PLY
G	1	1 X 2	3/4 THK HDWOOD
F	1	1 X 3 1/2	1/4 THK PLY
E	1	3/4 X 1	1/8 THK HDWOOD
D	1	1 X 7 3/8	1/2 THK PINE
C	1	1 1/8 X 3 1/4	3/4 THK PINE
B	1	1 1/8 X 6 1/4	3/4 THK PINE
A	2	3 3/4 X 4 7/8	1/4 THK PLY
ITEM	QTY	PART NO. OR MATERIAL	NAME

BILL OF MATERIAL

Rockwell-Collins Retiree Volunteers

CATAPULT, BALL

DESIGNER	DATE	SIZE	DWG NO.	REV
		C	00011	
DRAWN	DATE	SCALE	SHEET 2 OF 2	
		1/1		

autoCADlt 2000

4

3

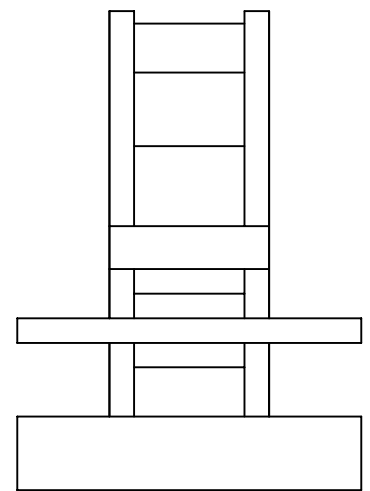
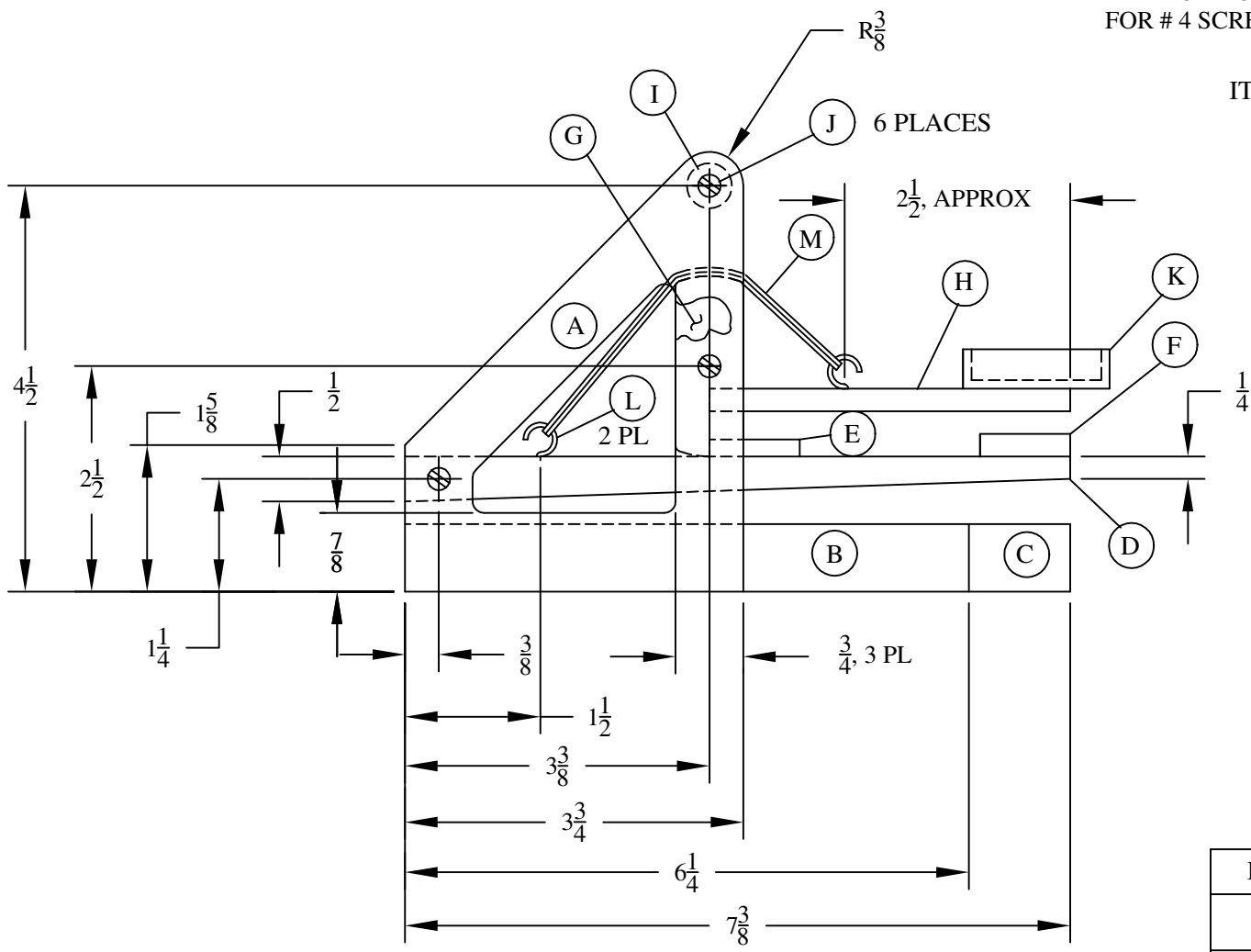
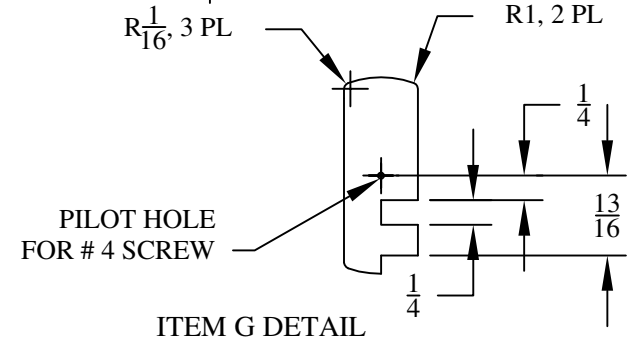
2

1

This information is circulated as a service to interested persons: no liability is accepted by RCRV in relation to its safety or applicability in individual cases or in relation to its installation or adaption for which appropriate medical, engineering or other professional services ought to be obtained. Permission is hereby given to reproduce this information sheet, drawing or notes. Please give RCRV and the sponsoring organization credit for any information drawings or notes that are disseminated. RCRV is a voluntary organization which provides assistance to disabled people utilizing the capabilities of retired technical volunteers, professional engineers, technicians and tradesmen.

This information is circulated as a service to interested persons: no liability is accepted by RCRV in relation to its safety or applicability in individual cases or in relation to its installation or adaption for which appropriate medical, engineering or other professional services ought to be obtained. Permission is hereby given to reproduce this information sheet, drawing or notes. Please give RCRV and the sponsoring organization credit for any information drawings or notes that are disseminated. RCRV is a voluntary organization which provides assistance to disabled people utilizing the capabilities of retired technical volunteers, professional engineers, technicians and tradesmen.

REVISIONS				
ZONE	REV	DESCRIPTION	DATE	APPROVED



SEE SHEET 2 FOR PARTS LIST AND NOTES

COPYRIGHT © 2001 RCRV and GWAEA

Rockwell-Collins Retiree Volunteers				
CATAPULT, BALL				
DESIGNER	DATE	SIZE C	DWG NO. 00011	REV
DRAWN	DATE	SCALE 1/1	SHEET 1 OF 2	

autoCADlt 2000